

- ◆ 6, 10, 15 dB Coupling Values
- ◆ Low VSWR and Low Loss
- ◆ 300 Watt Average Power Rating
- ◆ IP65, RoHS compliant
- ◆ High Directivity/Isolation
- ◆ Tetra and Cellular
- ◆ High Reliability, Low PIM
- ◆ N, 7/16 DIN, or 4.3-10 Connectors



CK-761E



The CK-7x1 series, Directional Couplers, are for indoor applications covering all Tetra and cellular bands, 350 to 2700 MHz. Units couple off a defined fraction of signal with minimal reflections or loss.

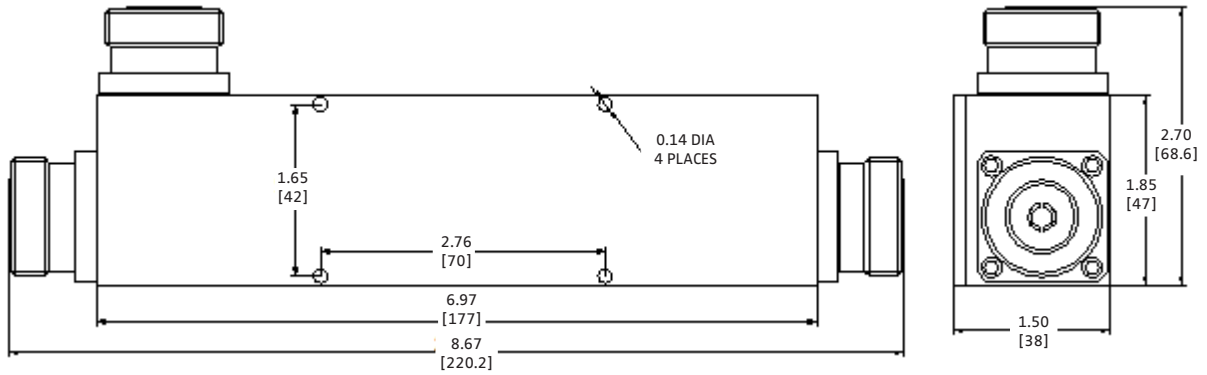
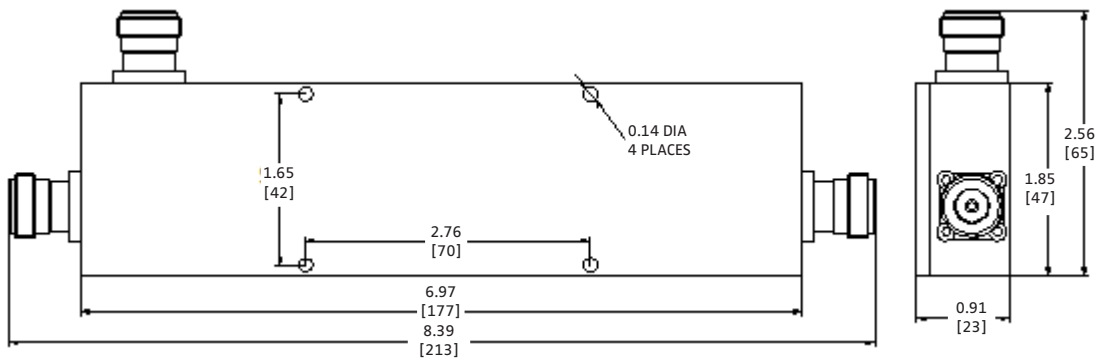
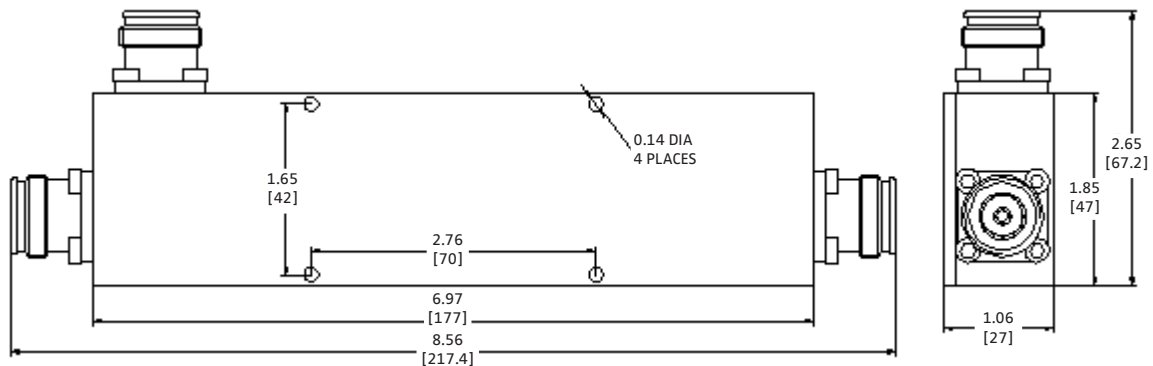
The wide frequency range allows use with multiband antennas and leaky cable systems and in wireless deployments. Units are in a 3 port configuration.

Frequency Range:	350 to 2700 MHz
VSWR, max:	1.25:1, all ports
Power Handling:	300 W avg.
Directivity, min:	20dB
Impedance:	50Ω nominal
Intermodulation, PIM:	<-161 dBc (-118 dBm) with 2 tones of +43 dBm
Environment:	-40°C to +85°C, IP65
Finish: Housing:	Passivated aluminum
Connectors:	Triplate, female
Weight:	
7/16 DIN	2.20 lbs. (1.00 kg)
N Type	1.10 lbs. (0.50 kg)
4.3-10	1.40 lbs. (0.66kg)

Part Number	Coupling			Frequency Sensitivity		Insertion Loss(dB)
	7/16 DIN	N Type	4.3-10	350-380MHz	380-2700MHz	
CK-761D	CK-761N	CK-761E	6dB	±1.5dB	±1.0dB	1.8dB
CK-771D	CK-771N	CK-771E	10dB	±1.7dB	±1.2dB	1.1dB
CK-751D	CK-751N	CK-751E	15dB	±1.7dB	±1.2dB	0.5dB

Note: Specifications are subject to change without prior notification.

19JUL2018

CK-761D Outline

CK-761N Outline

CK-761E Outline


Dimensions in inches [mm]

Note: Specifications are subject to change without prior notification.