

- ◆ Ultra Wide-band Splitters for LTE-LAA
- ◆ 300 W Average Power
- ◆ Guaranteed Low PIM
- ◆ Minimal RF Insertion Loss
- ◆ IP67 Rated
- ◆ RoHS Compliant
- ◆ 4.3-10 Flange Connectors



Microlab Dx-83FE 2/3/4 way Power Splitters have been designed to evenly split high power cellular signals with minimal reflections or loss. All joints are moisture sealed with o-rings to meet IP67 rating. The mechanical shape allows easy attachment to wall using the supplied brackets.

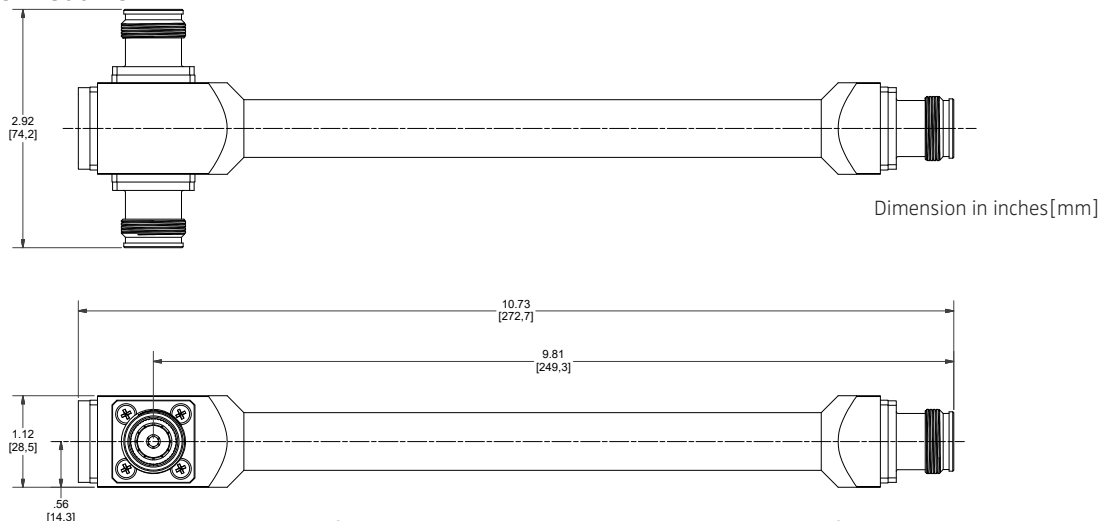
The ultra wide frequency range allows use in LTE-LAA deployments with multiband antennas and leaky cable systems. With few solder joints and an air dielectric, the loss has been minimized and reliability enhanced.

Frequency Range:	617 - 5925 MHz
Impedance:	50Ω nominal
Power:	300W avg., 1kW peak
PIM:	<-161 dBc (-118 dBm) (2 tones at +43 dBm)
Temperature:	-40°C to +75°C
Environment:	IP67, RoHS compliant
Finish, Connectors:	4.3-10 (f), Flange Triplate
Housing:	Passivated aluminum
Mounting:	Bracket provided
Weight: D2-83FE:	0.7 lbs [0.3 kg]
D3-83FE:	0.8 lbs [0.35 kg]
D4-83FE:	1.0 lbs [0.45 kg]

Model No.	No. of Ways	Split Loss	Frequency (MHz)	Insertion Loss (dB)	Amplitude Balance (dB)	Input VSWR	Dimensions in [mm]
<b>D2-83FE</b>	2	3 dB	617-2700	<0.2	<0.2	1.20:1	10.73 x 2.92 x 1.12 [272.7 x 74.2 x 28.5]
			3300-3800	<0.3	<0.4	1.20:1	
			4900-5925	<0.5	<0.8	1.30:1	
<b>D3-83FE</b>	3	4.8 dB	617-2700	<0.2	<0.2	1.20:1	11.84 x 2.92 x 1.12 [300.7 x 74.2 x 28.5]
			3300-3800	<0.5	<0.7	1.20:1	
			4900-5925	<0.5	0.8 <sup>†</sup>	1.30:1	
<b>D4-83FE</b>	4	6 dB	617-2700	<0.25	<0.6	1.30:1	12.41 x 2.92 x 1.12 [315.2 x 74.2 x 28.5]
			3300-3800	<0.35	<0.6	1.30:1	
			4900-5925	0.5 <sup>*</sup>	0.8 <sup>†</sup>	1.35:1	

\* Insertion loss: 0.8 dB max., 0.5 dB typ.      † Amplitude Balance: 1.1db max, 0.8 dB typ.

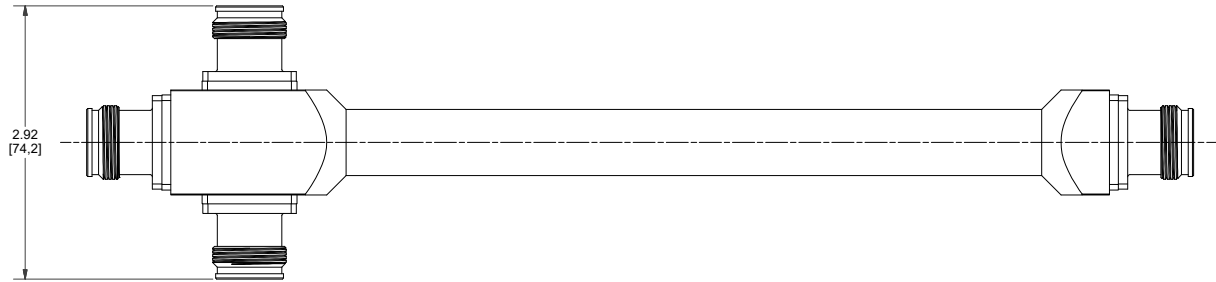
D2-83FE Outline



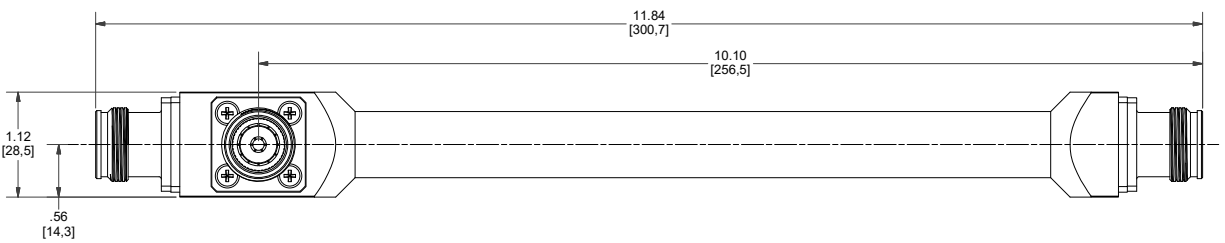
Note: Specifications are subject to change without prior notification.

29AUG2019

### D3-83FE Outline



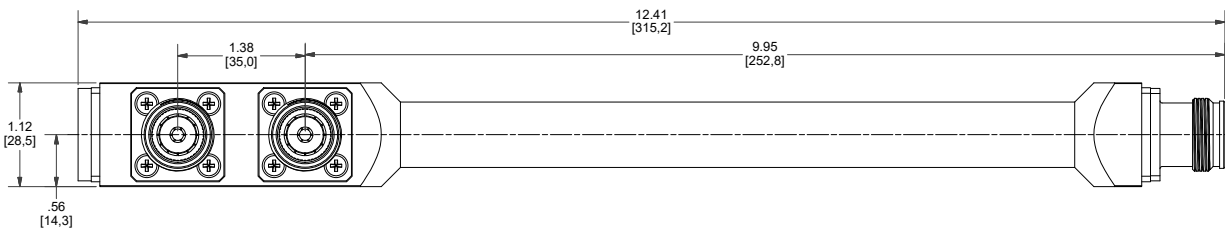
Dimension in inches[mm]



### D4-83FE Outline



Dimension in inches[mm]



**Note: Specifications are subject to change without prior notification.**